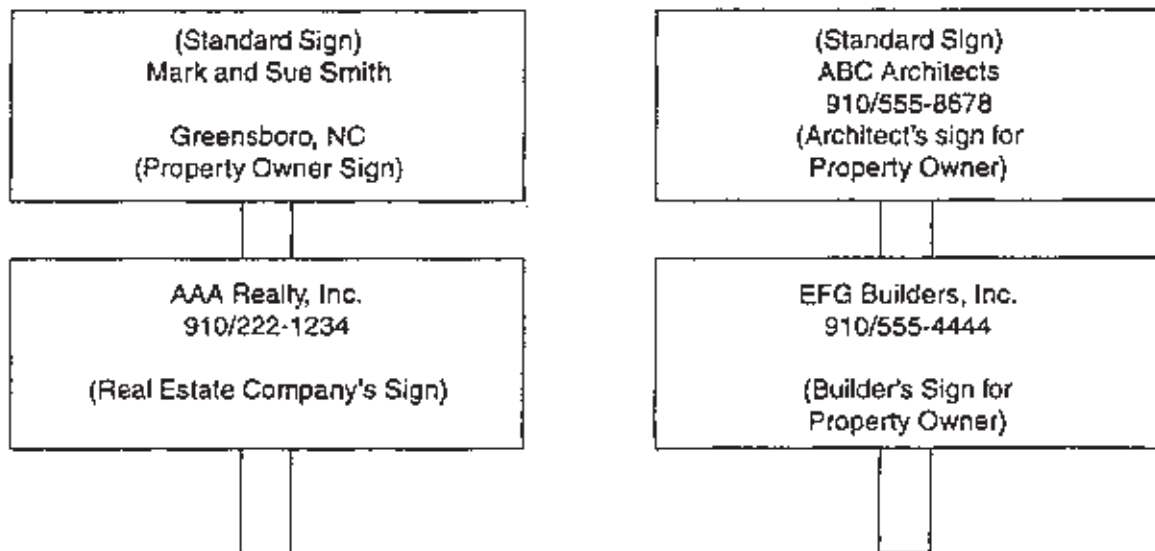


OWNER/REAL ESTATE SIGN, ARCHITECT/BUILDER SIGN

Property owners have the option of adding one sign under their property owner sign and/or adding a post with a maximum of two additional signs. These signs may be:

Owner/Real Estate sign and/or Architect/Builder sign.

Please see options below:



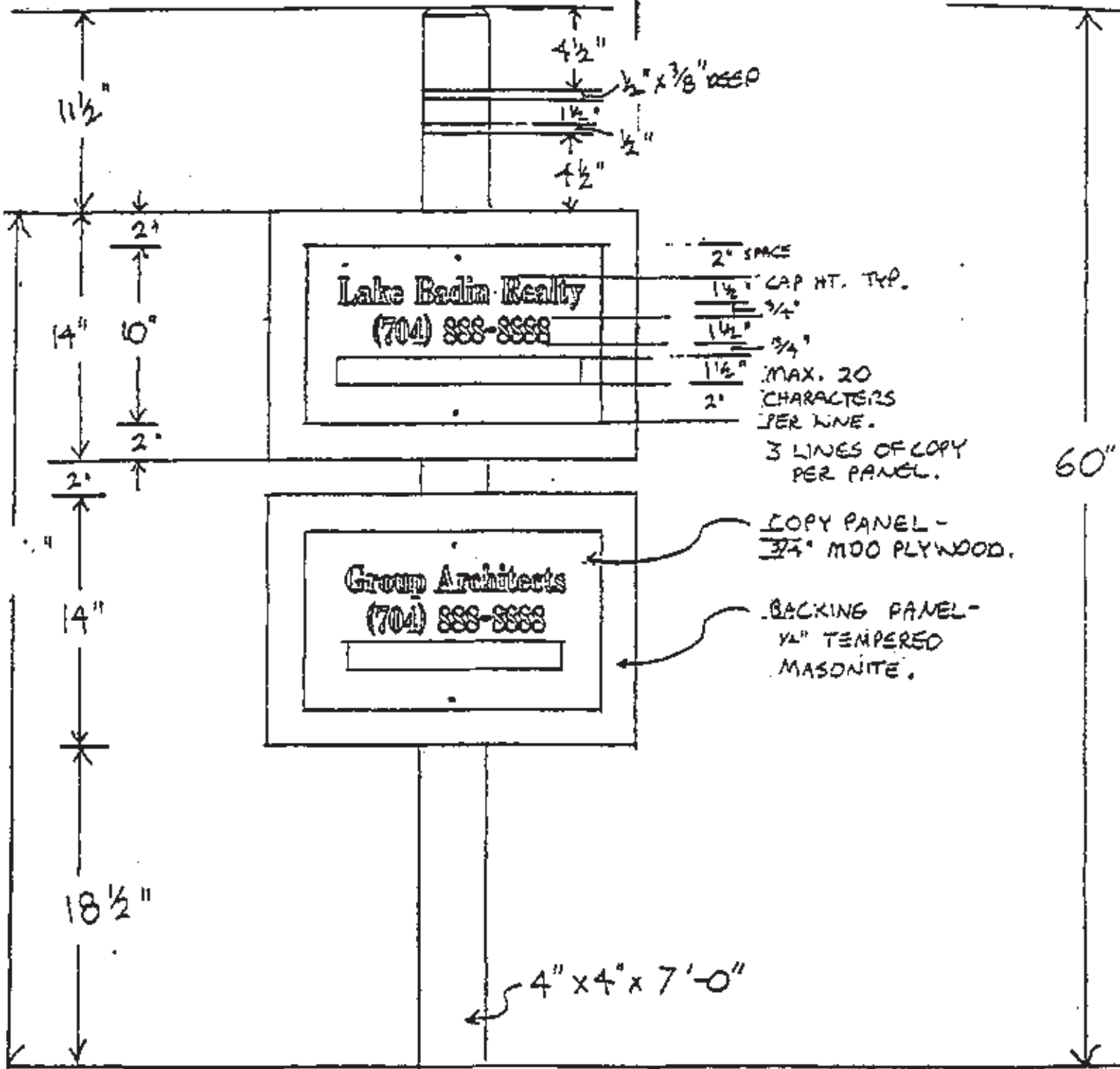
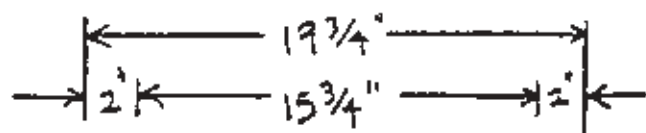
In the space provided below, please fill in the name to be printed on your sign, your architect/builder's or real estate company's sign

Name:	_____

Phone No. (Optional)	_____

Please note: There is no charge to the lot owner for the initial standard sign. There will be a charge for each additional sign. Please call the Uwharrie Point Community Association office for that charge. It is the property owner's or builder's responsibility to install the sign and you will be contacted upon delivery. Please submit a check for the appropriate amount made payable to U.P.C.A., along with completed sign information. (Cost for signs is subject to change. Installation optional at a cost of \$10.00 per sign.)

*See attached diagram.

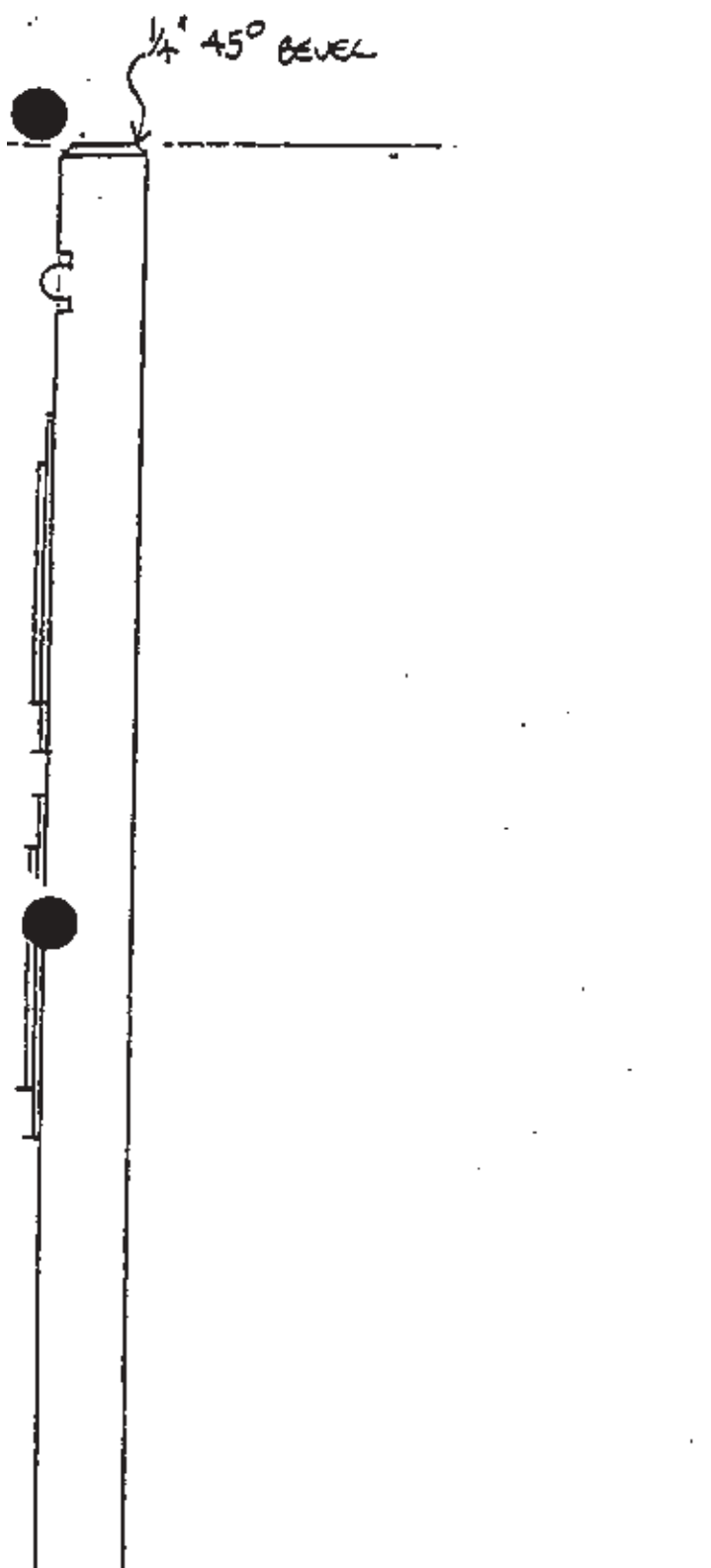


2" SPACE
 1 1/2" CAP HT. TYP.
 3/4"
 1 1/2" 3/4"
 1 1/2" MAX. 20
 2" CHARACTERS
 PER LINE.
 3 LINES OF COPY
 PER PANEL.

COPY PANEL -
 3/4" MDO PLYWOOD.
 BACKING PANEL -
 1/2" TEMPERED
 MASONITE.

4" x 4" x 7'-0"

FRONT VIEW
 (2) LOT MARKER SIZE PANELS
 ON LONGER POST.



Job Name UWHARRIE POINT		Job Number	
Sign type, description			
<input checked="" type="checkbox"/> Single Face	<input type="checkbox"/> Double Face	<input type="checkbox"/> End Strip	Size _____
<input type="checkbox"/> Sandblasted	<input type="checkbox"/> Routed	<input checked="" type="checkbox"/> VINYL	
Major Panel WITH COPY	Qty. 2	Length 15 3/4"	Width 10"
Additional Panels BACKING	Qty. 2	Length 19 3/4"	Width 14"
Header, etc.			
Other			
Posts	Qty. 1	Con. Hrs. <input checked="" type="checkbox"/> 4x4	<input type="checkbox"/> 4x6 <input type="checkbox"/> 4x8 <input type="checkbox"/> 6x6 <input type="checkbox"/> 8x8 Length 7'-0"
Hardware to ship in labeled bags with instructions			
Qty.	Size	Description	
4	#12 x 2 1/2"	FLAT HEAD WOOD SCREWS	
Mounting or attachment notes:			
Finishes			
	Name & Brand	Key	
	GLOSS WHITE ENAMEL	A	
	UWHARRIE GREEN ENAM.	B	
	WHITE VINYL - COPY ON PANELS		
Color Key			
	Blasted or Routed Areas Area to be painted		
	Raised Areas		
A	BACKING PANEL		
B	COPY PANEL 15 3/4" x 10"		
Posts & Frame			
A	POST		
Dwg by MLM		SOUTHWOOD CORPORATION	
Page 1 of 2		SouthWood	
Date 12-22-92		<input type="checkbox"/> Crate & Ship <input type="checkbox"/> Deliver <input type="checkbox"/> Install <input type="checkbox"/> Pick-Up	Sold by _____ Typeface CENTURY BOLD CONDENSED 85%
			Quantity Ordered

DE VIEW
Scale: **1 1/2" = 1'-0"**